




Assura® AC Convex Light Barrier 






- Standard wear
- Belt tabs for use with 4215, 4220
- **Not made with natural rubber latex**



Cut-to-fit Units: 5

Code	Stoma Size	Color	HCPCS*
14401	5/8" - 15/16" (15-23 mm)		A4373
14403	5/8" - 111/16" (15-43 mm)		A4373
14406	5/8" - 23/8" (15-61 mm)		A4373

Pre-cut Units: 5





Code	Stoma Size	Color	HCPCS*
14642	7/8" (22 mm)		A4373
14643	1" (25 mm)		A4373
14644	1 1/8" (28 mm)		A4373
14645	1 1/4" (31 mm)		A4373
14646	1 3/8" (35 mm)		A4373

Assura® AC Convex Light Barrier 

- Extended wear
- Compatible with SenSura® Mio pouches
- Belt tabs for use with 4215, 4220
- **Not made with natural rubber latex**



Cut-to-fit Units: 5


Code	Stoma Size	Color	HCPCS*
14601	5/8" - 15/16" (15-23 mm)		A4407
14602	5/8" - 15/16" (15-33 mm)		A4407
14603	5/8" - 111/16" (15-43 mm)		A4407
14408	5/8" - 23/8" (15-61 mm)		A4408

Assura® AC XXL Drainable Pouch

- EasiClose™ Outlet
- **Filter**
- Soft cloth on front and back
- **Not made with natural rubber latex**



Opaque 12 1/2" (32 cm) / 750 mL Units: 20

Code	Color	HCPCS*
14379		A4425